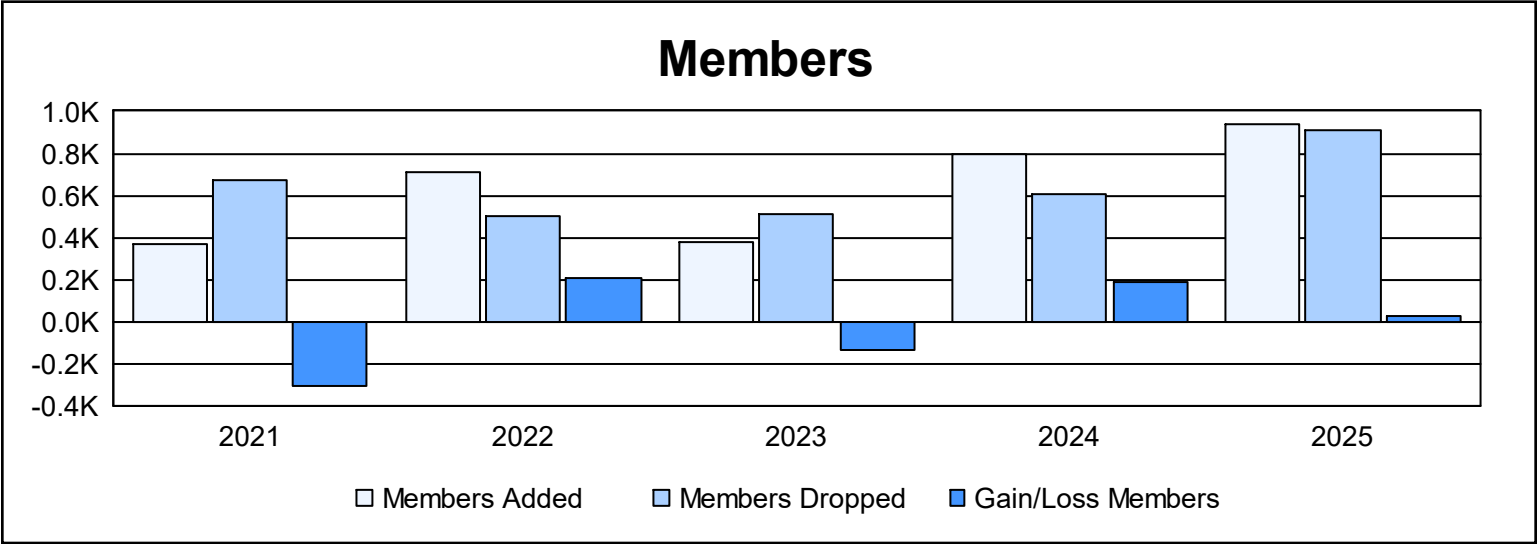
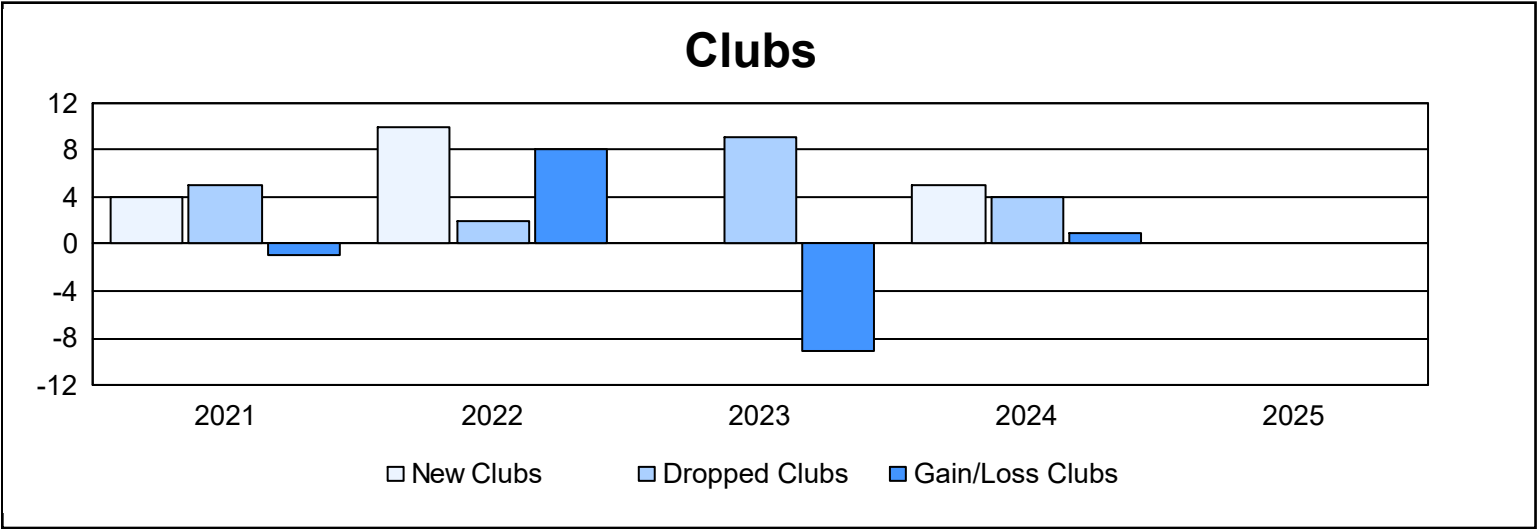
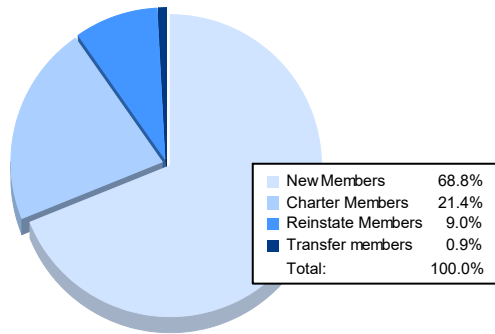


| Year | New Clubs | Dropped Clubs | Gain/ Loss Clubs | New Members | Charter Members | Reinstate Members | Transfer Members | Total Member Added | Total Members Dropped | Gain/ Loss Members |
|-----------|-----------|---------------|------------------|-------------|-----------------|-------------------|------------------|--------------------|-----------------------|--------------------|
| 2020-2021 | 4 | 5 | -1 | 235 | 105 | 10 | 19 | 369 | 676 | -307 |
| 2021-2022 | 10 | 2 | 8 | 361 | 268 | 57 | 20 | 706 | 500 | 206 |
| 2022-2023 | 0 | 9 | -9 | 257 | 46 | 64 | 7 | 374 | 513 | -139 |
| 2023-2024 | 5 | 4 | 1 | 568 | 137 | 68 | 18 | 791 | 605 | 186 |
| 2024-2025 | | | | 643 | 200 | 84 | 8 | 935 | 905 | 30 |
| Average | 5 | 5 | 0 | 413 | 151 | 57 | 14 | 635 | 640 | -5 |



Membership Composition June 2025 Cumulative



Gender Composition June 2025 Cumulative

